


# Using the Discussion Forums on CSANZ Member App & website

## STEP 1




Go to App Store or Google Play

Search **CSANZ**

Download the free CSANZ App.

## STEP 2

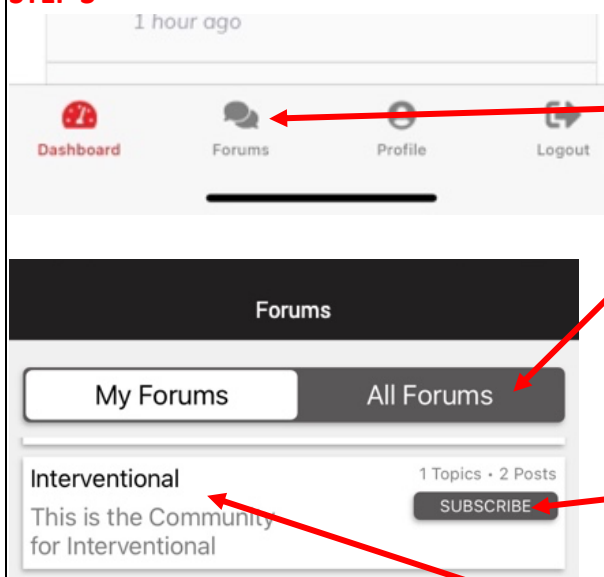


Use your **CSANZ Member Email** and **password to login**.

This is the same email address as you have given us to contact you and the one you use to login to HeartOne.

If you can't remember your CSANZ login details contact the office at [info@csanz.edu.au](mailto:info@csanz.edu.au) or phone 02 9226 7900 and we will be able to reset it for you.

## STEP 3



## Navigate to Forum of Interest

Tap on the Forum tab at the bottom of your screen

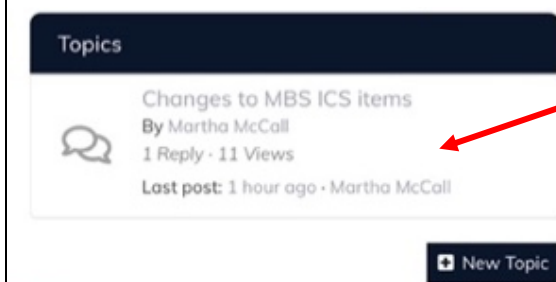
Tap on **All Forums** and scroll down until you find Stream of Interest

If it shows **UNSUBSCRIBE** you already a member of the group and have access to the Forum

If it shows **SUBSCRIBE** tap on that button and you will instantly join the group and will be able to access the discussion forum.

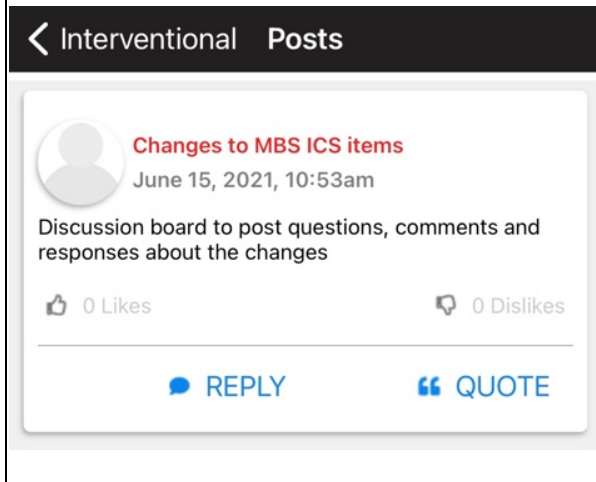
Tap on the **box** e.g. *Interventional* box to open the discussion board.

#### STEP 4



Tap the Topic – e.g. *Changes to MBS ICS items* to see the full discussion, add a reply or post a question / answer in this discussion Forum.

#### STEP 5



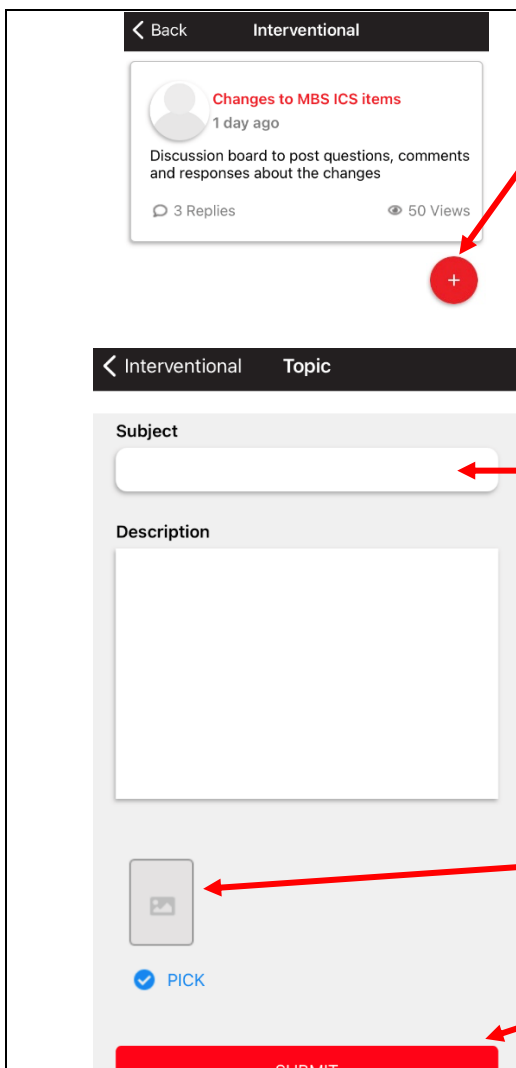
#### Reply and Comment

*\*e.g. for demonstration only*

Tap on **REPLY** to post a comment/question on this discussion board.

Or click **< Interventional Posts** at top to go back to start a new topic/discussion board.

### Create a New Discussion Topic



On Forum page, just click **+ New topic** or click on plus Icon at the bottom of screen.

Add short relevant **Subject** to show immediately what you are discussing and then full text in the **description box** below.

You can **upload files** (images and pdf documents) to your topic.

Once all is uploaded don't forget to press the **Submit** Button to ensure you have submitted your topic for discussion.